








CONVENT OF MERCY ACADEMY "ALPHA" PARENTSWEB

RenWeb School Management Software gives you, the busy parent, an opportunity to get more involved in your child's academic progress and future success – all via the Internet!

We have set up **RenWeb's ParentsWeb** – a private and secure parents' portal that will allow parents to see academic information specific to their children, while protecting their children's information from others. **You can access the Parentsweb Portal on October 3, 2016**

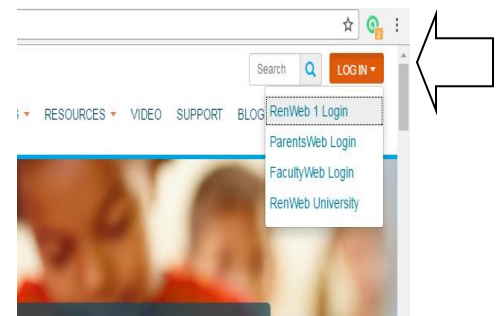
All you need is an Internet-capable computer to view information such as:

-  Attendance
-  Grades
-  Progress Reports
-   Homework
-  Missing Assignments
-  Other Useful School Information

Instructions for logging in and viewing information on ParentsWeb are provided below. We look forward to your participation. Together we can improve our children's academic development and the communication between our school and your home.

Here's how to access our easy-to-use **RenWeb ParentsWeb**:


- First, you need to make sure that the school has your email address in RenWeb.
- Next, go to www.renweb.com and click **Logins (right top corner)**.
- Click **ParentsWeb Login**.
- Type your school's **District Code AA-JAM**
- Click **Create New ParentsWeb Account**.
- Type your email address and an email is sent to you



ew | Reply | Reply all | Forward | Delete | Junk | Sweep | Mark as | Move to |  

RenWeb Customer Support.

RenWeb Support [Add to contacts](#)
To

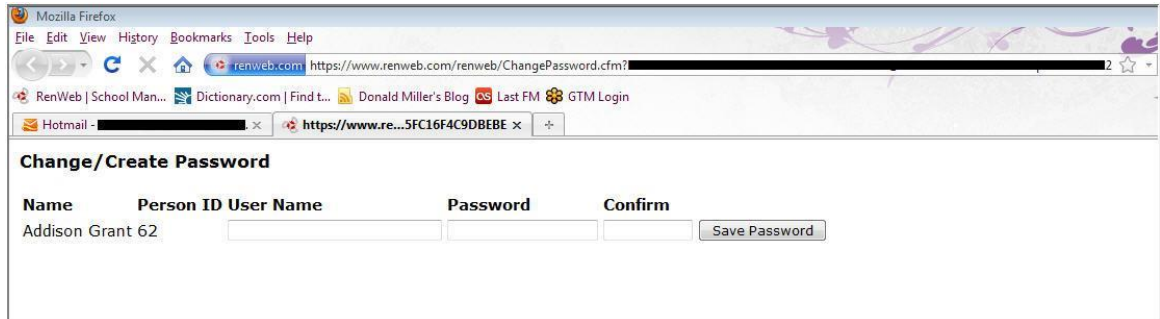
 We've added this sender to your safe list. That way you can always see what they've sent you.

This email is in response for your indication to create an account for RenWeb's ParentsWeb. Please click the link below and you will be taken to a web page where you will be allowed to create your username and password. If you did not make this request please contact your RenWeb school administrator. For security purposes this link will only remain active for 15 minutes.

[Click to change password](#)

RenWeb Technical Support Team

- Click the “**Click to change password**” link. This link is only valid for 30 minutes.
- A web browser displays your Name and RenWeb ID.



- Type a **User Name**, **Password** and **Confirm** the password.
- Click **Save Password**.

A message displays at the top of the browser, "**User Name/Password successfully updated.**"



- You can now log into ParentsWeb using your new User Name and Password.

Once you are in, you may view information for your child/ward easily.
For example

To view Report Card

- Click Student Information
- Click Report Card



We look forward to your participation.